

電動氣彈槍

FULL· SEMIAUTO

CM.125

請仔細閱讀說明書



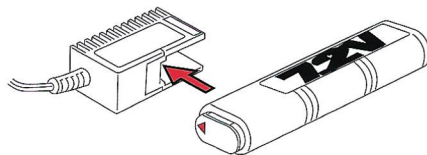
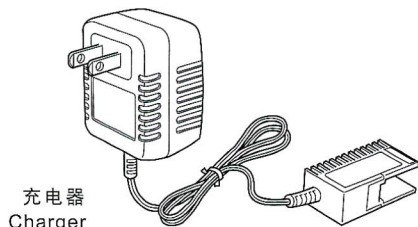
在操作之前必需读熟这些说明书

Always read through this manual before operation.

 警告 WARNING	
 18岁以上才能使用 Only for 18 years of age or older	18岁以上年龄才能利用这支汽枪比赛使用 Operation of this air gun for competition use is restricted to users of 18 years of age or older.
 注意受损伤 Injury caution	因为BB弹能达到30-40米范围, 不小心的射击将可能导致眼睛受损伤或其它伤害。 Since plastic BB bullets reach 30 to 40 meters, careless shooting may cause eye damage or other injuries.
 注意熟读警告指示手册 Careful reading of Handling cautions and Instruction manual	在操作之前要细心读熟警告手册和指示手册操作汽枪时必须认识好警告指示 Always read through this HANDLING CAUTION AND INSTRUCTION MANUAL carefully before operation. Operate the air gun with full recognition of warnings and cautions.

FOR AGES:18 AND UP

电池与充电器 ACCUMULATOR AND CHARGER



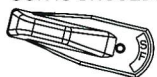
将电池插入充电器
Insert the battery into the jack.

1 各部件名称 NAME OF EACH PARTS

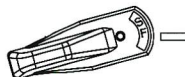


2 保险销 SAFETY

● KEEP THE SAFETY AT "SAFE POSITION" WHEN THE GUN IS UNUSED.



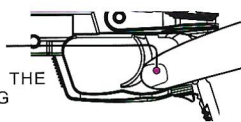
安全位置
SAFE POSITION



射击位置
SHOT POSITION

● USE THE FIRST FINGER TO PULL THE TRIGGER
用食指扳动扳机

NEVER PUT THE FINGER ON THE TRIGGER BEFORE SHOOTING
射击前切勿将手指放在扳机上。



3 装电池 INSTALL THE BATTERY

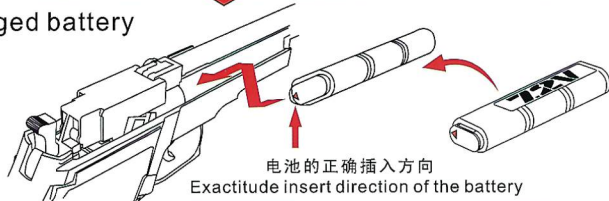
- ① Press the gun body release button to unload down the puller.

用手指按下击锤卸下拉手。



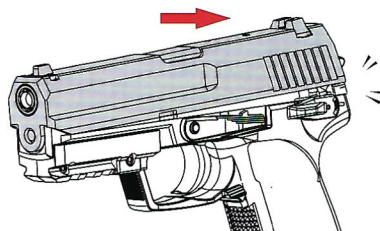
- ② Load the full-charged battery in to its position.

将充好电的电池装上。



- ③ Fix on the puller reversely to step ①.

将拉手按①反向操作装回拉手。



4 单发\连发 SINGLE \RUNNING SHOOT



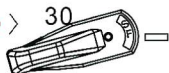
Single shoot position < ● >
单发位置



Single shoot: the button point upward, one bullet shoot out one time.

单发: 将按钮拨向单发位置, 射击时每次只发一弹

running shoot position < ● ● >
连发位置



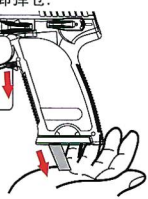
a running shoot: the button point downward, more bullets shoot out one time.

连发: 将按钮拨向连发位置, 射击时可连续发射多弹

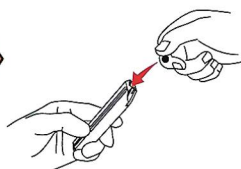
5 安装\拆卸弹仓 INSTALL\DISASSEMBLE THE MAGAZINE

- ① PRESS THE MAGAZINE RELEASE BUTTON TO RELEASE THE MAGAZINE.
按住弹仓拆卸按钮拆卸弹仓。

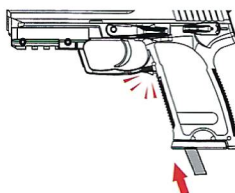
弹仓拆卸按钮
MAGAZINE
RELEASE BUTTON



- ② LOAD 6MM BB BULLETS INTO THE MAGAZINE.
装入6MM BB弹。



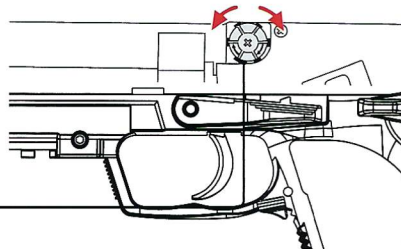
- ③ PUSH THE MAGAZINE INTO THE GUN TILL A CLICK SOUND HEARD.
将弹仓推入枪身直至听到“喀嚓”一声。



- Adjust the parabola direction with HOP-UP.


通过调节 HOP UP 调节钮
调节抛物线的方向

THE PARABOLA
REGULATE BUTTON
抛物线调节钮



- The best position is where the bullets fly horizontally, and the longest range is obtained.

保持水平方向的射击能够使BB弹获得最远射程。



警告·注意

- Our company will not be responsible for trouble caused by using the bullet produced by other company.

我公司不对使用其它公司BB弹产品而引起事故负责。

- The bunglesome bb bullet is damage with the gun. Please use the precision bb bullet of our company.

拙劣的BB弹会对枪支造成严重损害，请使用我公司的标准BB弹系列产品。

